

Midway City Council  
20 July 2021  
Work Meeting

Resolution 2021-13 /  
Street Cross-Sections

**To: Mayor Johnson and City Council**  
**From: Wes Johnson**  
**Date: July 16, 2021** **Memorandum**  
**Subject: Memo Regarding Midway City Standard Roadway Widths**

Mayor and City Council,

We met with Councilmen Simons, Councilmen Payne, and the planning staff regarding the Midway City standard roadway widths. The engineering department supports the proposed changes however our recommendation for local rural street asphalt cross section be increased from 20' to 22' of asphalt. Below is a summary of our discussion with the attached cross sections:

1. Local Street Cross Section #1 for Commercial Business
  - a. It is proposed to leave the asphalt cross section as shown. This will accommodate parking and allowing vehicles to open doors without causing issues for cars driving on the street.
2. Local Street Cross Section #2
  - a. Reduce the required cross section width of asphalt from 30' to 26'.
  - b. Take the reduction in asphalt width and add it to the park strip. This would take the park strip from 5' wide to 7' wide.
3. Local Street Cross Section #3
  - a. Reduce the required cross section width of asphalt from 30' to 26'.
  - b. Take the reduction in asphalt width and add it to the park strip.
  - c. With a only a trail on one side of the road.
  - d. The road is shifted to the left so that the left side of the cross-section distance from the curb and gutter to the ROW equals the right-side distance of the outside edge of the trail to the ROW.
4. Local Rural Street Cross Section #4
  - a. To qualify for this cross section the frontage requirement has been reduced from 150' to 105' and must be approved by City Council.
  - b. Reduce the required cross section width of asphalt from 30' to 20'. With a 2' ribbon curb on each side.
  - c. Take the reduction in asphalt width and add it to the park strip.
  - d. With a only a trail on one side of the road.
  - e. The road is shifted to the left so that the left side of the cross-section distance from the curb and gutter to the ROW equals the right-side distance of the outside edge of the trail to the ROW.



## RESOLUTION 2021-13

### **A RESOLUTION BY THE MIDWAY CITY COUNCIL ADOPTING AN UPDATED STANDARD SPECIFICATIONS AND DRAWINGS FOR THE CITY OF MIDWAY**

**WHEREAS**, Utah Code Sections 10-8-8 and 10-8-14 authorizes municipalities to construct, maintain and operate water works, streets, parks, and other infrastructure; and

**WHEREAS**, the Midway City Council finds it in the public interest at this time to adopt updated standard specifications and drawings related to street cross-sections and utility locations as recommended by its city engineer.

**NOW THEREFORE**, be it hereby **RESOLVED** by the City Council of Midway City, Utah, as follows:

Section 1: The updated drawings attached hereto as Exhibit A are hereby adopted and replace STREETS – 1, STREETS – 2, and STREETS - 3 in the Standard Specifications and Drawings for the City of Midway.

**PASSED AND ADOPTED** by the Midway City Council on the     day of             2021.

MIDWAY CITY

\_\_\_\_\_  
Celeste Johnson, Mayor

ATTEST:

---

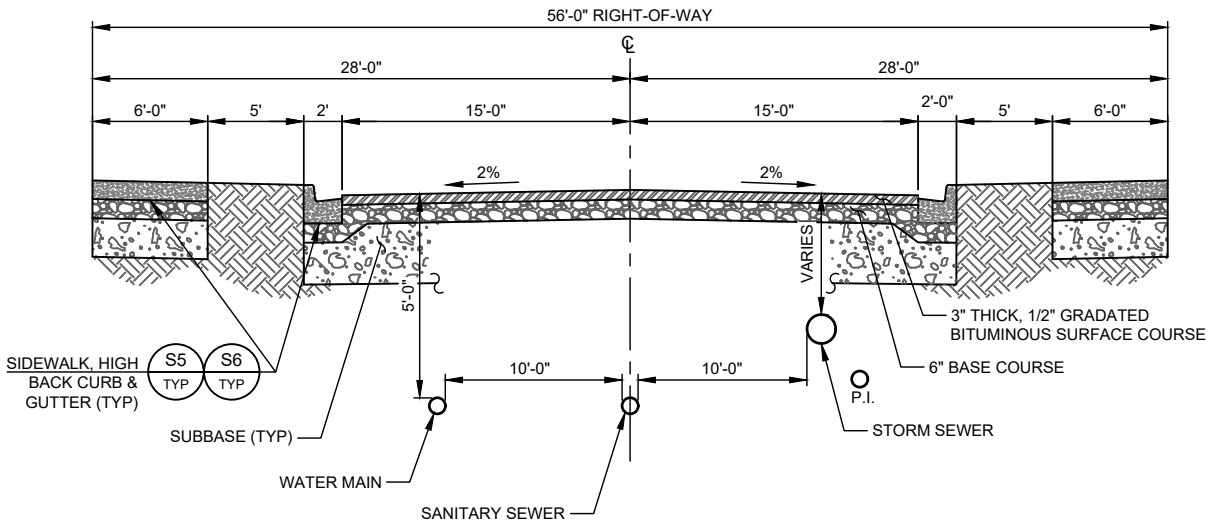
Brad Wilson, Recorder

(SEAL)

DRAFT

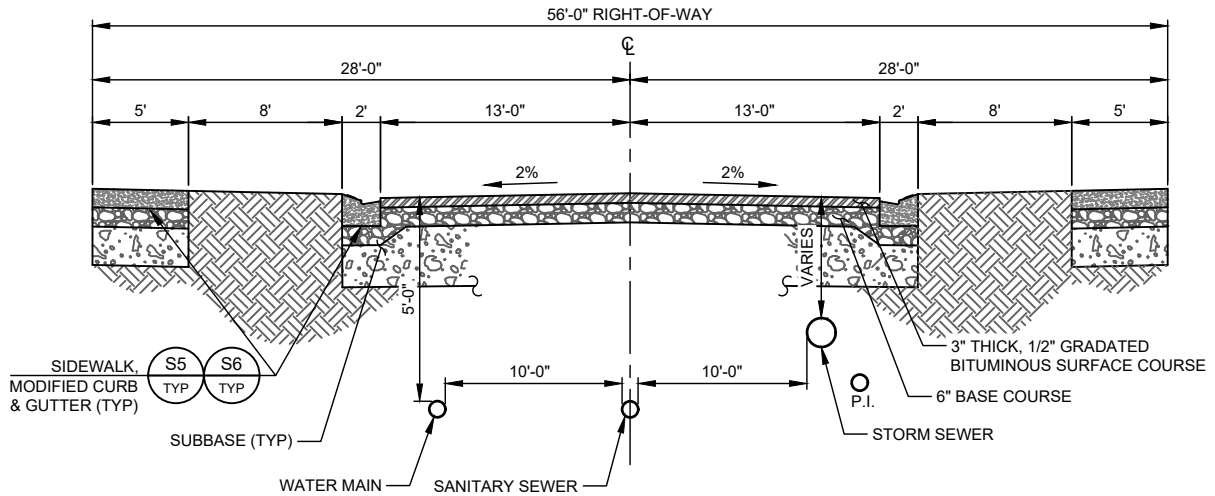
Exhibit A

DRAFT



- NOTES:**
1. TO BETTER ACCOMMODATE PEDESTRIAN MOVEMENT AND VEHICLE PARKING WITHIN A COMMERCIAL AREA, EACH CROSS SECTION SHALL BE SITE SPECIFIC AND APPROVED BY CITY COUNCIL.
  2. IMPORT/ GRANULAR FILL, A-1-a GRADATED SUBBASE MAY BE REQUIRED WHEN EXISTING SUBBASE IS DETERMINED BY THE CITY ENGINEER TO BE UNSUITABLE AND SHALL BE IN ACCORDANCE WITH SECTION 02250.
  3. SUGGESTED UTILITY PLACEMENT; FINAL PLACEMENT TO BE APPROVED BY CITY ENGINEER.

**LOCAL STREET CROSS SECTION #1  
COMMERCIAL & BUSINESS**



- NOTES:**
1. WHEREVER POSSIBLE, SANITARY SEWER SHALL BE INSTALLED ON THE DOWNHILL SIDE OF THE STREET.
  2. NO WATER LINE SMALLER THAN 8-INCH DIAMETER SHALL BE INSTALLED.
  3. IMPORT/ GRANULAR FILL, A-1-a GRADATED SUBBASE MAY BE REQUIRED WHEN EXISTING SUBBASE IS DETERMINED BY THE CITY ENGINEER TO BE UNSUITABLE AND SHALL BE IN ACCORDANCE WITH SECTION 02250.
  4. SUGGESTED UTILITY PLACEMENT; FINAL PLACEMENT TO BE APPROVED BY CITY ENGINEER.

**LOCAL STREET CROSS SECTION #2**

S1
**STREET CROSS-SECTIONS AND UTILITY LOCATIONS**  
 TYP DETAIL INFO

VERTICAL EXAGGERATION 2:1

H:\Midway City\Standard Drawings\2021 Standards\DRAWINGS\STREETS-1.dwg - 85x11 - 6/30/2021 04:55pm - KodyP

**HORROCKS ENGINEERS**

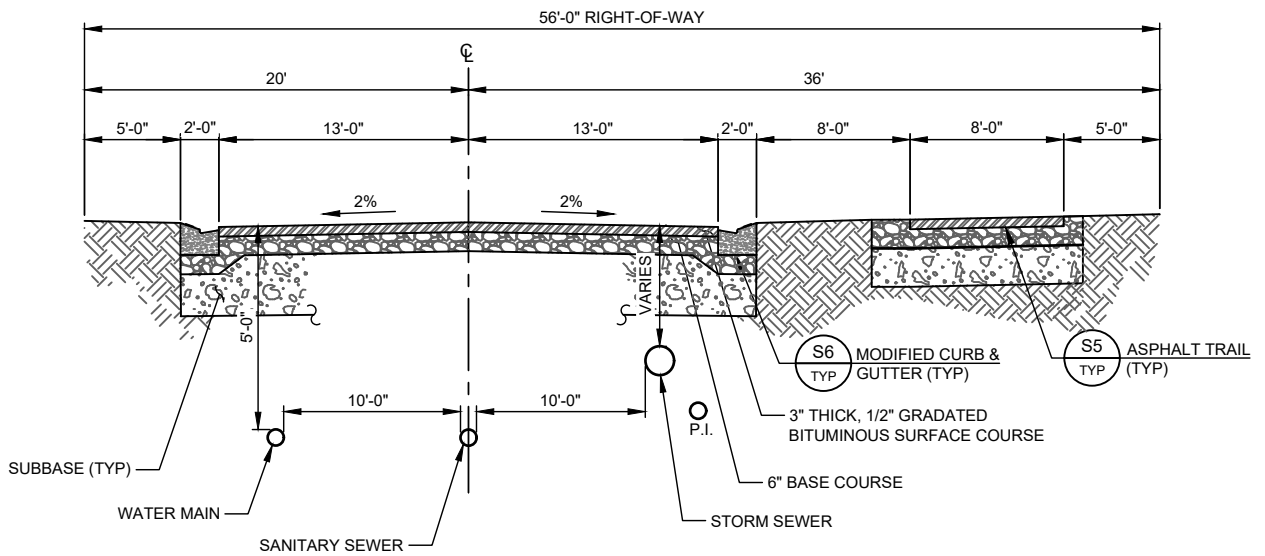
DATE: MAY 2021  
 HORROCKS ENGINEERS  
 728 WEST 100 SOUTH #2  
 HEBER CITY, UTAH 84032  
 (435) 654-2226



MIDWAY CITY  
 75 NORTH 100 WEST  
 PO BOX 277  
 MIDWAY, UTAH 84049  
 (435) 654-3223

**MIDWAY CITY  
STANDARD DRAWING**

STREETS - 1



LOCAL STREET CROSS SECTION #3

**NOTES:**

1. THIS CROSS SECTION MAY BE USED ONLY AFTER APPROVAL BY CITY COUNCIL.
2. WHEREVER POSSIBLE, SANITARY SEWER SHALL BE INSTALLED ON THE DOWNHILL SIDE OF THE STREET.
3. NO WATER LINE SMALLER THAN 8-INCH DIA. SHALL BE INSTALLED.
4. IMPORT/ GRANULAR FILL, A-1-a GRADATED SUBBASE MAY BE REQUIRED WHEN EXISTING SUBBASE IS DETERMINED BY THE CITY ENGINEER TO BE UNSUITABLE AND SHALL BE IN ACCORDANCE WITH SECTION 02250.
5. SUGGESTED UTILITY PLACEMENT; FINAL PLACEMENT TO BE APPROVED BY CITY ENGINEER.



**STREET CROSS-SECTIONS  
AND UTILITY LOCATIONS**

N.T.S.

VERTICAL EXAGGERATION 2:1

H:\Midway City\Standard Drawings\2021 Standard\DRAWINGS\STREETS-2.dwg - 6/30/2021 04:40pm - KodyP

**HORROCKS  
ENGINEERS**

DATE: MAY 2021  
HORROCKS ENGINEERS  
728 WEST 100 SOUTH #2  
HEBER CITY, UTAH 84032  
(435) 654-2226

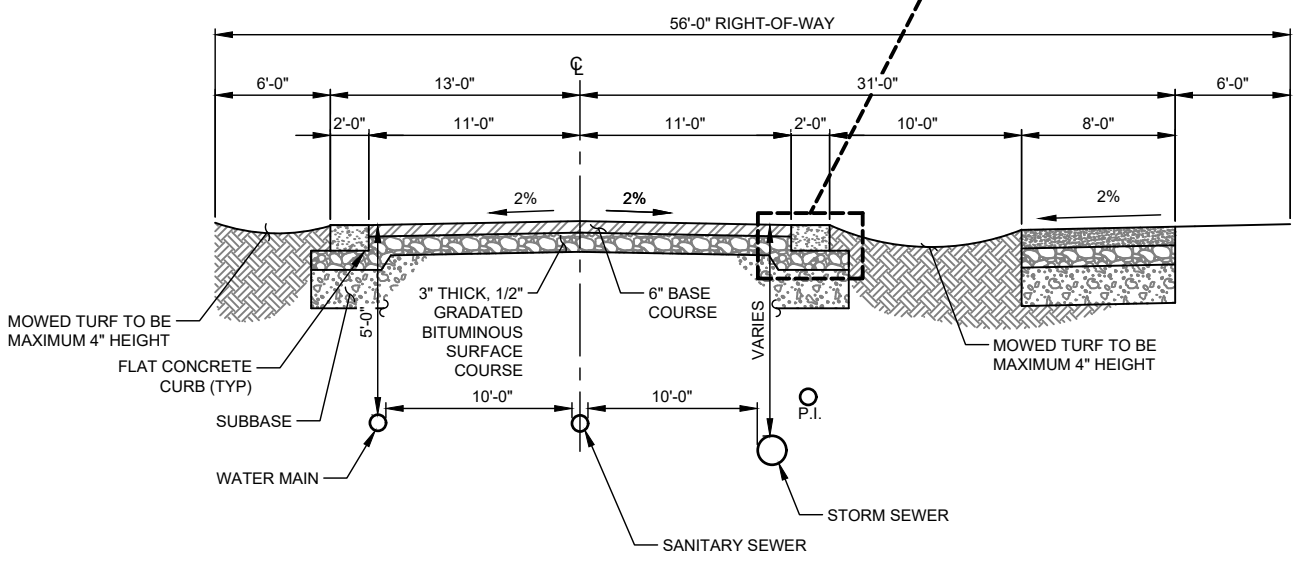
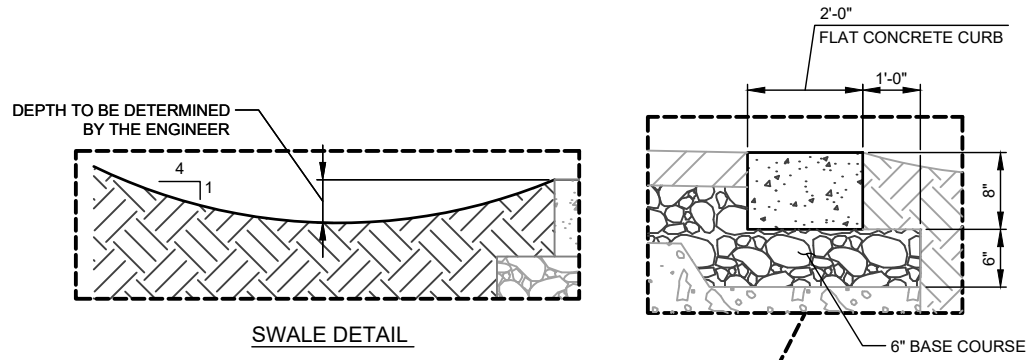


MIDWAY CITY  
75 NORTH 100 WEST  
PO BOX 277  
MIDWAY, UTAH 84049  
(435) 654-3223

**MIDWAY CITY  
STANDARD DRAWING**

**STREETS - 2**

H:\Midway City\Standard Drawings\2021 Standards\DRAWINGS\STREETS-3.dwg - Layout1 - 6/30/2021 04:40pm - KodyP



- NOTES:**
1. THIS CROSS SECTION MAY BE USED WHEN THERE IS AN AVERAGE FRONTAGE OF 105' PER LOT (CORNER LOTS BOTH FRONTAGES MUST BE CALCULATED) AND ONLY AFTER APPROVAL BY CITY COUNCIL.
  2. WHEREVER POSSIBLE, SANITARY SEWER SHALL BE INSTALLED ON THE DOWNHILL SIDE OF THE STREET.
  3. NO WATER LINE SMALLER THAN 8-INCH DIA. SHALL BE INSTALLED.
  4. IMPORT/ GRANULAR FILL, A-1-a GRADATED SUBBASE MAY BE REQUIRED WHEN EXISTING SUBBASE IS DETERMINED BY THE CITY ENGINEER TO BE UNSUITABLE AND SHALL BE IN ACCORDANCE WITH SECTION 02250.
  5. SUGGESTED UTILITY PLACEMENT; FINAL PLACEMENT TO BE APPROVED BY CITY ENGINEER.
  6. STORM WATER FLOW TO CONTINUE THROUGH THE DRIVEWAY CONNECTION.

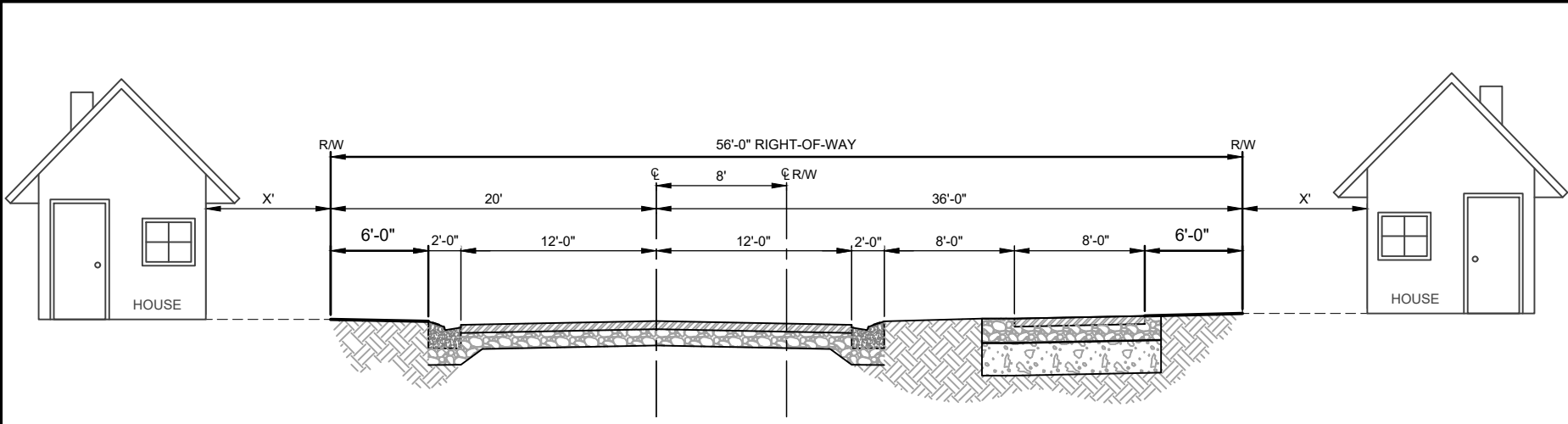
**LOCAL RURAL STREET CROSS SECTION #4**

**S3**  
TYP N.T.S.  
**STREET CROSS-SECTIONS  
AND UTILITY LOCATIONS**

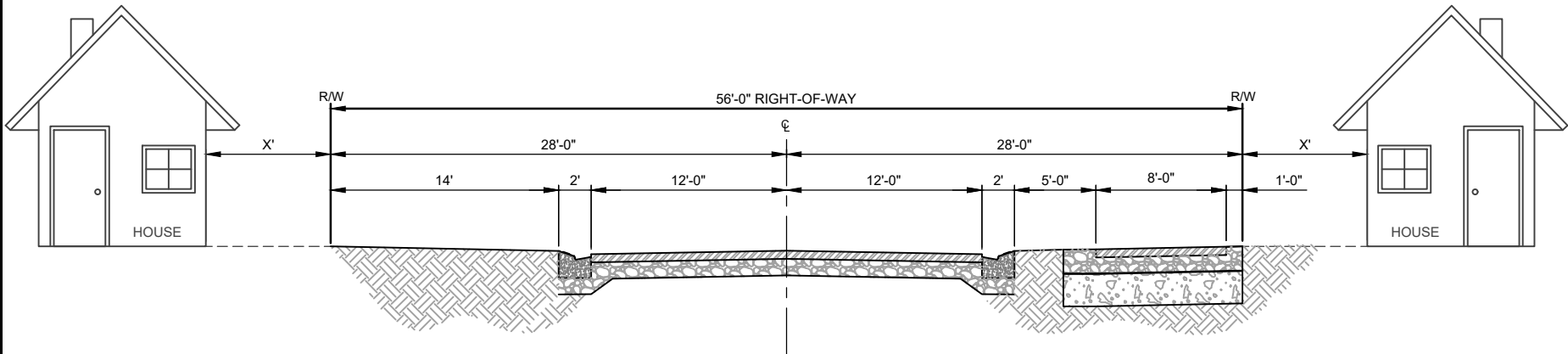
VERTICAL EXAGGERATION 2:1

	<p>DATE: MAY 2021</p> <p>HORROCKS ENGINEERS 728 WEST 100 SOUTH #2 HEBER CITY, UTAH 84032 (435) 654-2226</p>		<p>MIDWAY CITY 75 NORTH 100 WEST PO BOX 277 MIDWAY, UTAH 84049 (435) 654-3223</p>	<p><b>MIDWAY CITY STANDARD DRAWING</b></p> <p>STREETS - 3</p>
--	---	--	---	---





OPTION 1



OPTION 2

VERTICAL EXAGGERATION 2:1

MIDWAY CITY  
STANDARD DRAWING

STREET OPTION 1 & 2

MIDWAY CITY  
75 NORTH 100 WEST  
PO BOX 277  
MIDWAY, UTAH 84049  
(435) 654-3223



DATE  
MAY 2021  
HORROCKS ENGINEERS  
728 WEST 100 SOUTH #2  
HEBER CITY, UTAH 84032  
(435) 654-2226

