

OPEN SPACE COMMITTEE

BONDING PRESENTATION

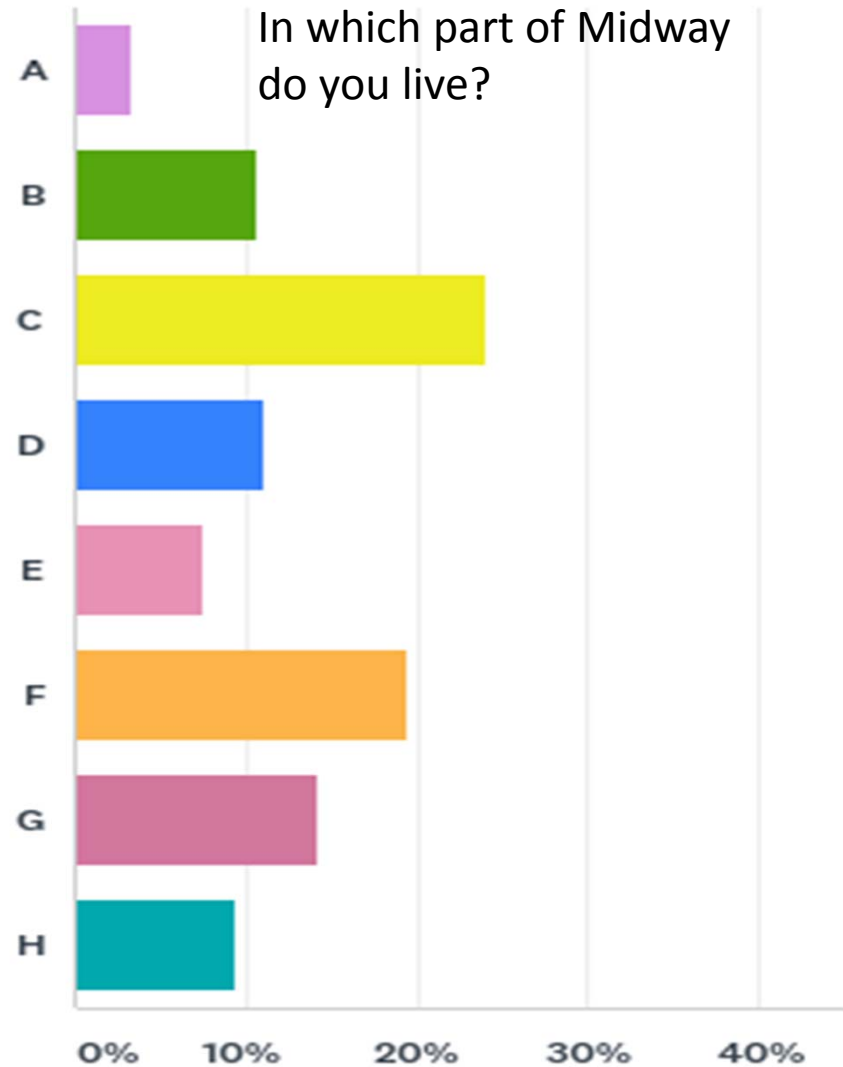
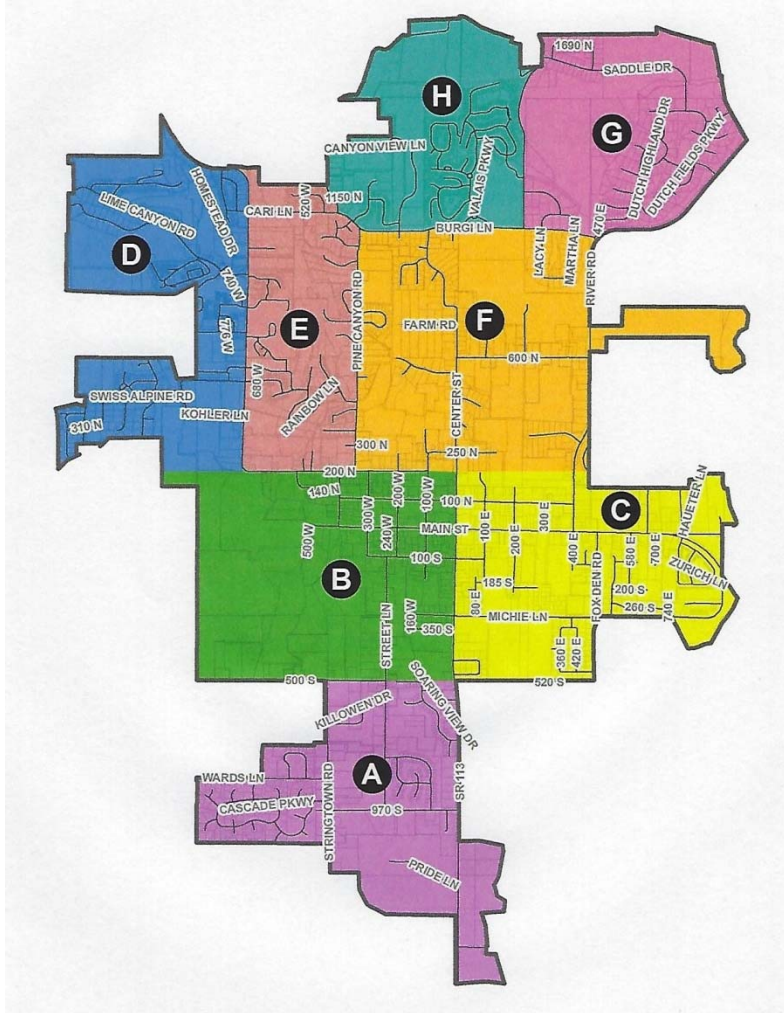
Open Space Bond Survey

Open Space Advisory Committee

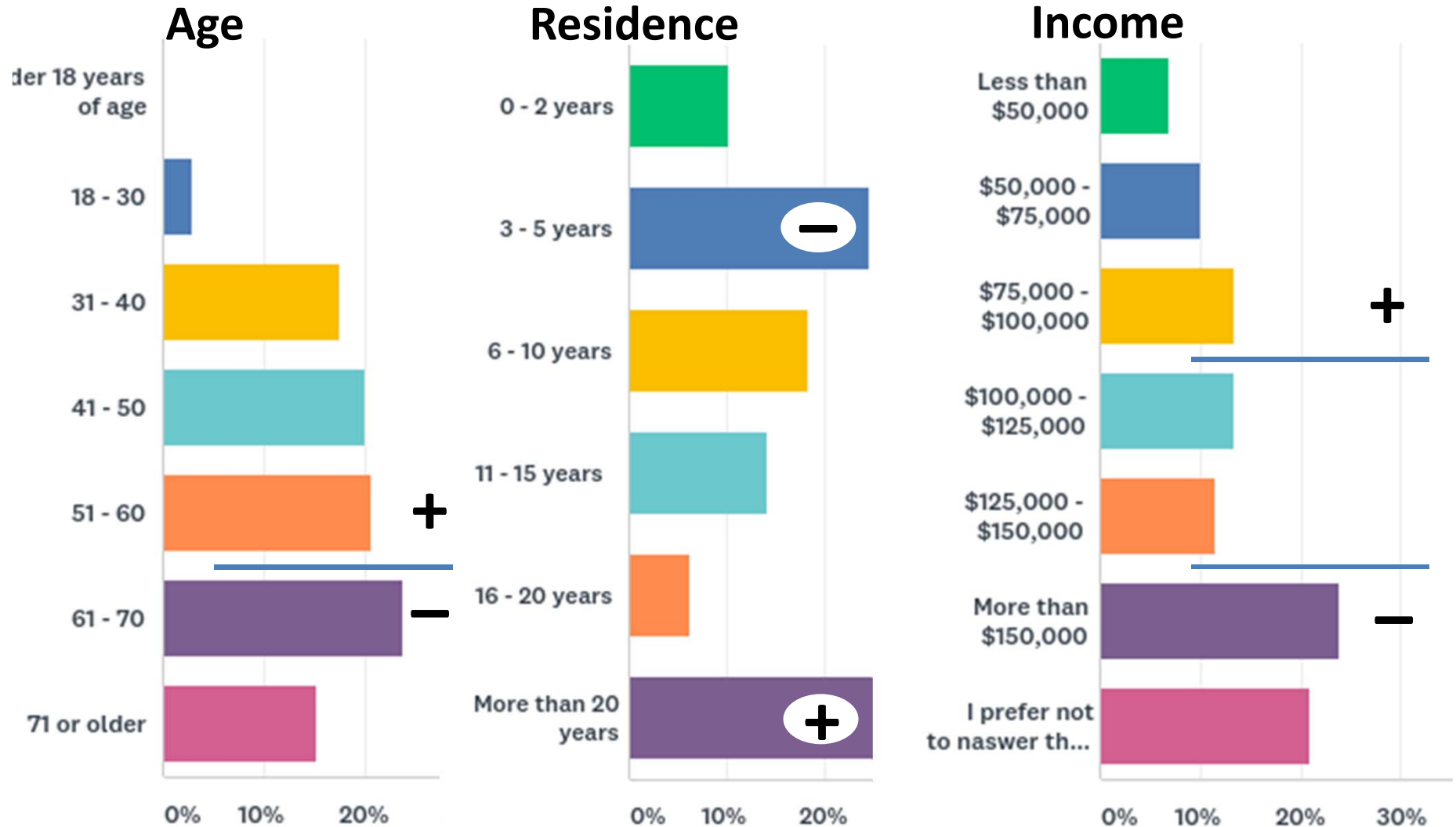
Survey Details

- 375 completed; 369 online, 6 paper
26 not Midway voters
Therefore, 349 responses for bond calculations
- Anonymous: used an explicit commitment to single response rather than name and address.
- Little concern for duplicate responses:
26 duplicate IP address; 25 single, 1 double
- Reached new demographic;
54% had not taken prior OS survey
- ~80 Open Comments at end of surveys

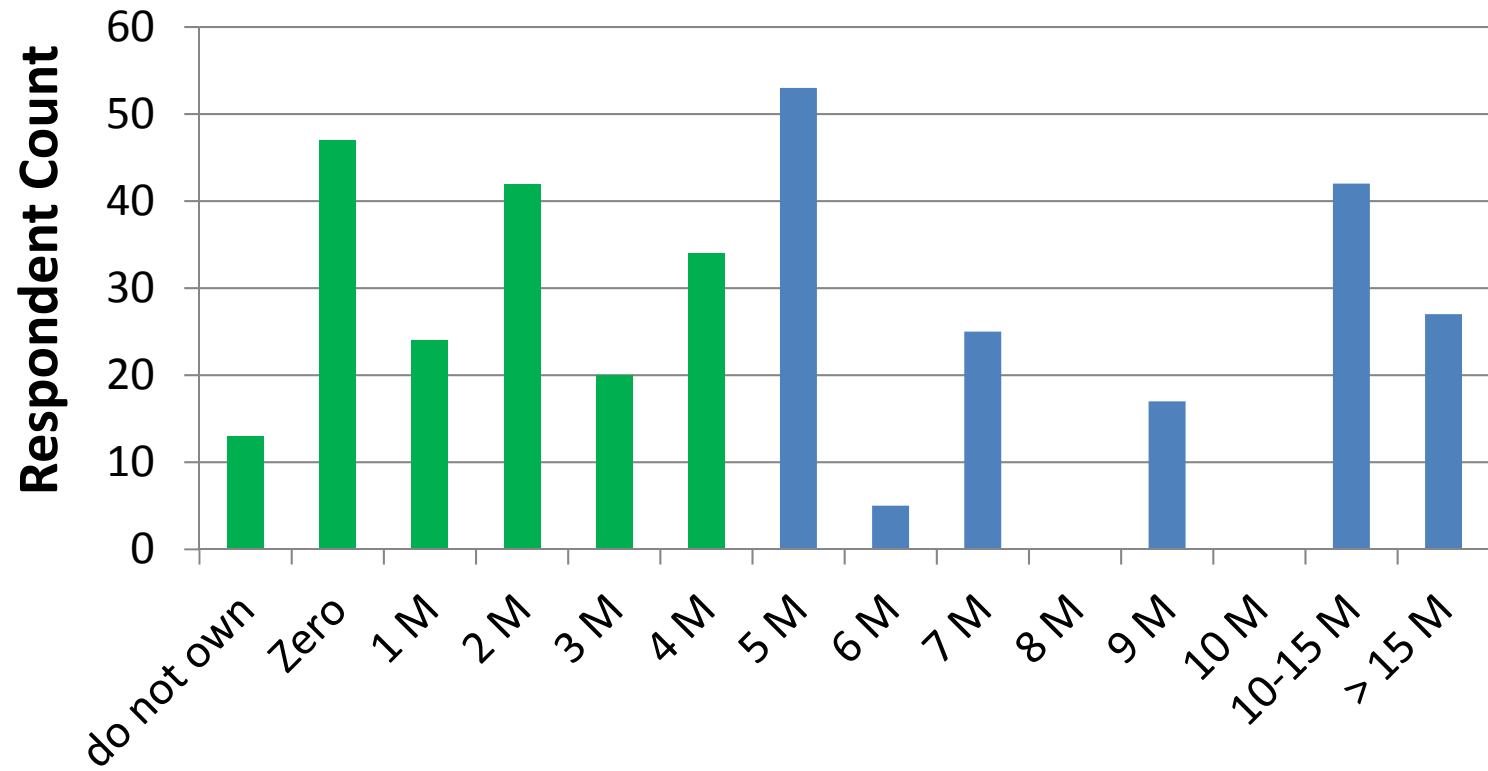
Geographic Representation



Demographic Representation



Midway Bond Size



Midway Bond Financial Impact

Proposed Bond		5,000,000	6,000,000	7,500,000	10,000,000
HOME MARKET VALUE	\$ 100,000	\$ 27.16	\$ 32.75	\$ 41.13	\$ 54.71
	\$ 150,000	\$ 40.74	\$ 49.12	\$ 61.69	\$ 82.06
	\$ 200,000	\$ 54.32	\$ 65.50	\$ 82.26	\$ 109.42
	\$ 250,000	\$ 67.90	\$ 81.87	\$ 102.82	\$ 136.77
	\$ 300,000	\$ 81.48	\$ 98.24	\$ 123.39	\$ 164.13
	\$ 350,000	\$ 95.06	\$ 114.62	\$ 143.95	\$ 191.48
	\$ 400,000	\$ 108.64	\$ 130.99	\$ 164.52	\$ 218.84
	\$ 500,000	\$ 135.80	\$ 163.74	\$ 205.64	\$ 273.55
	\$ 600,000	\$ 162.96	\$ 196.49	\$ 246.77	\$ 328.25
	\$ 700,000	\$ 190.12	\$ 229.23	\$ 287.90	\$ 382.96
	\$ 800,000	\$ 217.28	\$ 261.98	\$ 329.03	\$ 437.67
	\$ 900,000	\$ 244.44	\$ 294.73	\$ 370.16	\$ 492.38
\$ 1,000,000	\$ 271.61	\$ 327.48	\$ 411.29	\$ 547.09	
TOTAL Tax Increase	4.0%	4.8%	6.1%	8.1%	
Annual cost per \$1000					
for primary homeowners	\$ 0.272	\$ 0.327	\$ 0.411	\$ 0.547	
secondary homeowners	\$ 0.494	\$ 0.595	\$ 0.748	\$ 0.995	

Source:
George K Baum Co.